

Quick Start Guide

Thank you for choosing Therma. Here's how you get set up in three simple steps:

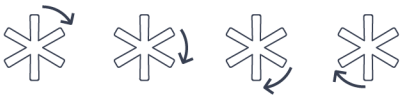

1. Plug in your hub. You'll know you're online when the white light pulses.
2. Set up your location and enter the code on the back of your sensor at **dashboard.hellotherma.com/sensors**.
3. Place the sensor inside the equipment you'd like to monitor, away from any fans. The sensor magnetically attaches to metal surfaces.

Questions? Visit hellotherma.com/resources.
We're also available via email and chat 24/7.





support@hellotherma.com
hellotherma.com

Therma has been packaged with environmentally friendly materials,
including biodegradable packing peanuts made from starch.

Led Light Guide

	Pulsing White Everything working fine
	Light Spinning Connecting to network
	Pulsing Blue No power, using backup battery
	Pulsing Red Hub problem, contact Support

Don'ts

			
Don't submerge sensors in water.	Don't place sensors above heat or fire.	Don't put sensors in ziplock bags.	Don't unplug Hub.